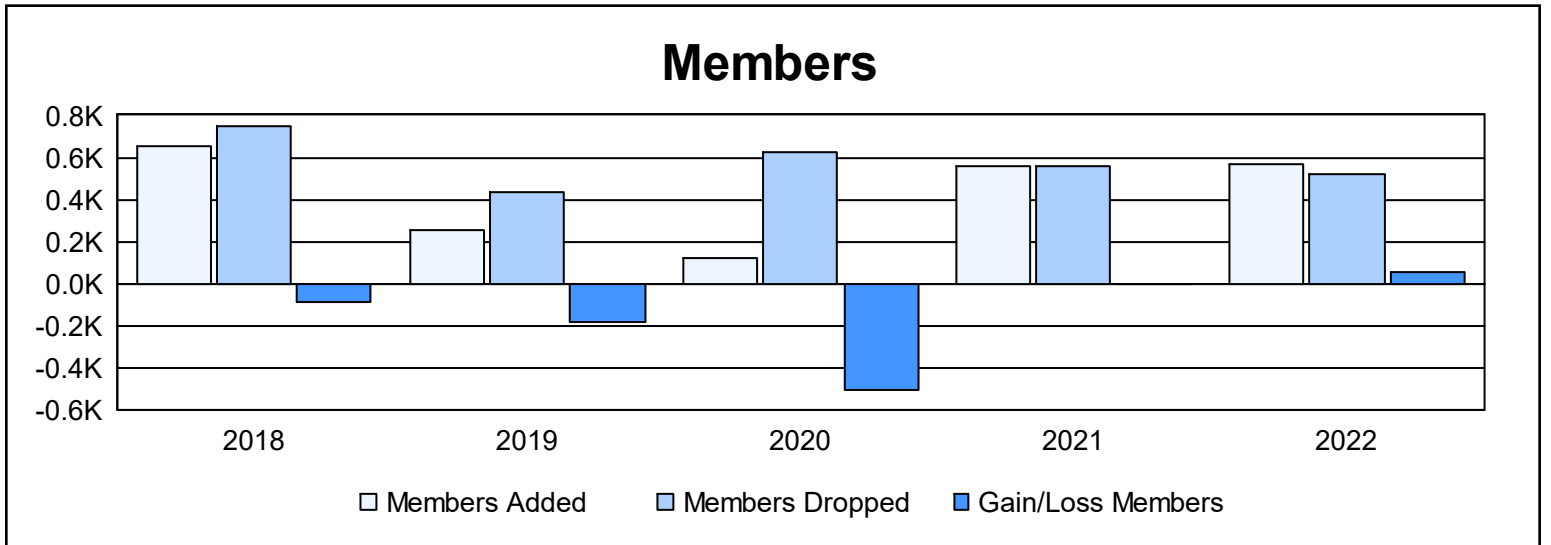
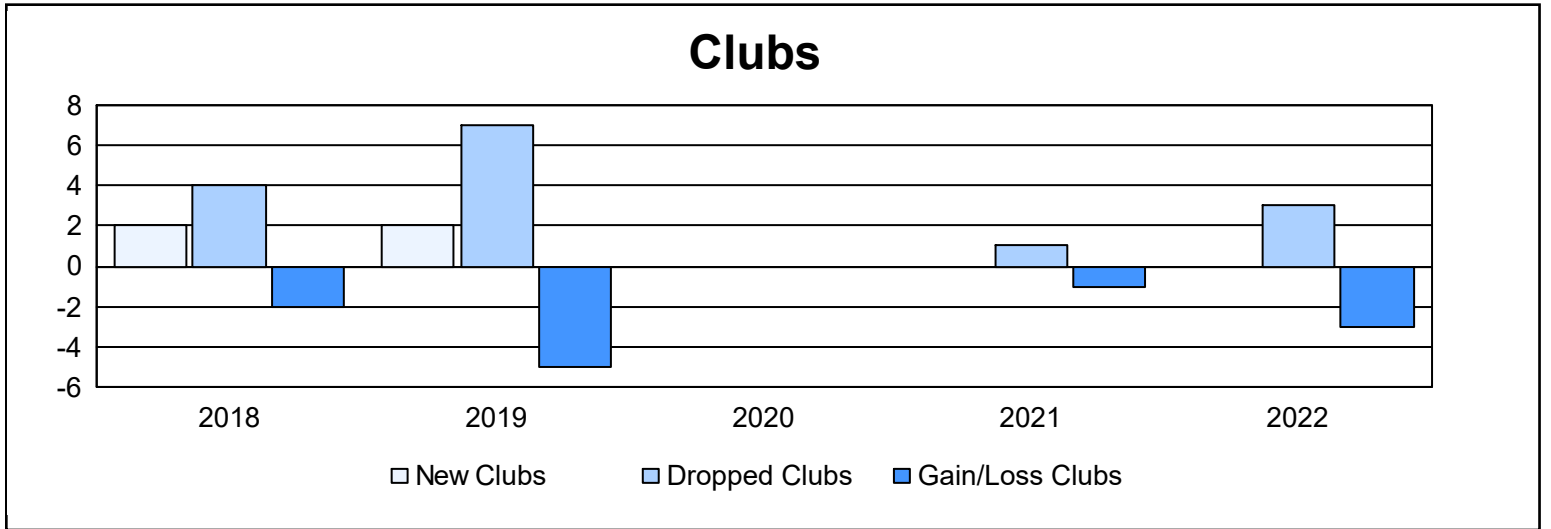
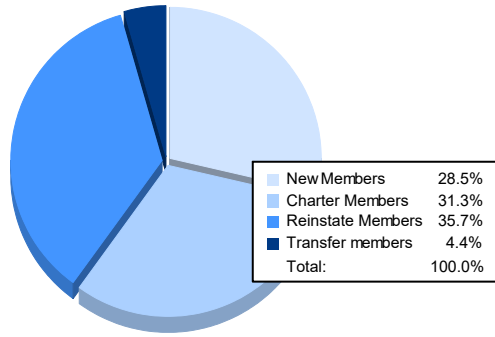


Year	New Clubs	Dropped Clubs	Gain/ Loss Clubs	New Members	Charter Members	Reinstate Members	Transfer Members	Total Member Added	Total Members Dropped	Gain/ Loss Members
2017-2018	2	4	-2	429	209	7	8	653	745	-92
2018-2019	2	7	-5	73	129	44	5	251	431	-180
2019-2020	0	0	0	31	46	25	14	116	620	-504
2020-2021	0	1	-1	230	192	123	12	557	562	-5
2021-2022	0	3	-3	163	179	204	25	571	515	56
<b>Average</b>	<b>1</b>	<b>3</b>	<b>-2</b>	<b>185</b>	<b>151</b>	<b>81</b>	<b>13</b>	<b>430</b>	<b>575</b>	<b>-145</b>



### Membership Composition June 2022 Cumulative



### Gender Composition June 2022 Cumulative

